

Building Words

(Reading Class New Activity)






OBJECTIVE: The student will identify the meaning of unknown multisyllabic words.

INSTRUCTIONAL CONTENT: Multisyllable words containing Greek and Latin roots and prefixes

INSTRUCTIONAL ACTIVITY: Building Words

Purpose: The student will identify the meaning of an unknown word by dividing the word into morphemes, identifying the meaning of each morpheme, creating a definition for the word, and saying a sentence with the word. All of this information will then be recorded on a card reader machine card.

INSTRUCTIONAL MATERIAL:

-  Short list of unknown multisyllabic words
-  Index cards with parts of words on each card (e.g., micro on one card, scope on another card)
-  Morphemic Analysis Mapping Worksheet - one per student
-  Handout with selected morphemes and their meanings
-  Card reader machine/cards

DELIVERY OF INSTRUCTION:

Grouping: Students with the teacher; student partners

1. Identify several multisyllable words containing the targeted morphemes.
2. Write the morphemes for each word separately on index cards.
3. Tell the student that he or she is going to work in pairs to identify word parts, tell their meaning, and combine them to build words from their reading.
4. Introduce the index cards and have the students read each one.
5. Model how to combine two index cards to form a word.
6. Have students find the meaning of the morphemes in the handout (fill in the Morphemic Analysis Mapping Worksheet)
7. Have the students construct a definition (fill in the Morphemic Analysis Mapping Worksheet)

8. Work with the students to create a sentence (fill in the Morphemic Analysis Mapping Worksheet)
9. Give students multisyllabic words and have them divide the words into morphemes.
10. Have the students work with a partner to build several more words and complete a worksheet.

EVALUATION/PROGRESS MONITORING:

Have the student generate maps by dividing words and giving their meanings correctly. Definitions and sentences should make sense.

ADAPTATION IDEAS:

Instructional Content:

- Limit the number of targeted morphemes.
- Limit the number of syllables.

Instructional Activity:

- Morphemic Analysis Mapping

Delivery of Instruction:

- Work directly with an individual or pair providing extra modeling and guided practice.
- Use the same morpheme for part of each word.

Instructional Material:

- Provide a matching worksheet instead of index cards
- Provide multisyllabic words and their definitions recorded on card reader machine cards.

(adapted from Enhancing Vocabulary Instruction for Secondary Students, TCRLA, 2000)

TEKS Links: 4.6, 5.6, 6.6, 7.6, 8.6; English I-III: 6; English. IV: 7; Reading I-III: 4